



How to Transfer Facebook Messenger Messages to Mac?

Step 1

To save your Facebook messages to PDF or print Facebook messages, you will need to provide two zip files that downloaded from Facebook.

 **ZIP File 1:** Follow the guide below to download your **Facebook Messenger** messages file from facebook.com

[How to download facebook messenger messages?](#)

 **ZIP File 2:** Follow the guide below to download your Facebook Messenger **End-to-end encrypted messages** file from messenger.com

[How to download facebook messenger End-to-end encrypted messages?](#)

Note: Please disregard this option if you do not have encrypted messages.

Step 2

Install Tansee iPhone Message Transfer for Mac or Tansee Android Message Transfer for Mac.

After downloading the zip file(s) from Facebook, please download and install the latest version of Tansee iPhone Message Transfer for Mac [here](#).

Alternatively, you can download and install the latest version of Tansee Android Message Transfer for Mac [here](#).

Step 3

1. Open either Tansee iPhone Message Transfer for Mac or Tansee Android Message Transfer for Mac.
2. Click on the 'Read Messenger Messages' option.
3. Select the zip file that contains your Facebook messages.
4. Click on 'Read zip files' and Tansee will automatically extract and display all of your messages.
5. Once Tansee has finished reading all of your messages, click on the save button and select the PDF file format.

Tansee Android Message Transfer 2.1.0

Android

- Android Phone
- Facebook Messenger
- Read Messenger Messages**

Tansee Backups Open Edit

- 2024-07-28.subject.tfsa
Jul 28, 2024 12:18
- 2024-07-22.tfsa
Jul 22, 2024 17:14
- 2024-07-123.facebook.tfsa
Jul 12, 2024 22:45
- 2024-02-26.2.tfsa
Feb 26, 2024 16:54
- 2024-02-26.tfsa
Feb 26, 2024 16:52

To save your Facebook messages to PDF, you will need to provide two zip files that downloaded from Facebook.

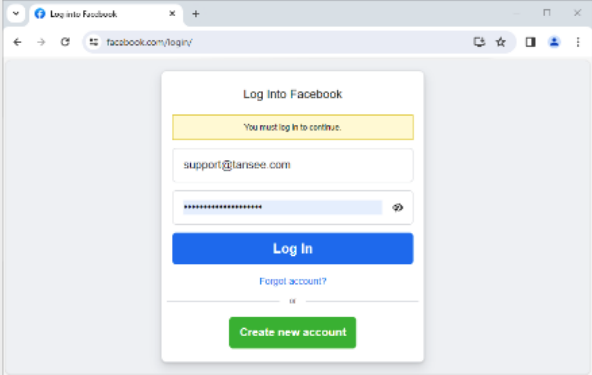
- ZIP File 1:** Download Facebook Messenger message file from facebook.com
- ZIP File 2:** Download End-to-end encrypted messages file from messenger.com. Please disregard this option if you do not have encrypted messages.

Once you have downloaded the .zip files, click on the 'Next Step' button.

Next Step

[How to download ZIP file 1](#) [How to download ZIP file 2](#)

Step 1: Click to open facebook.com and log into your account.

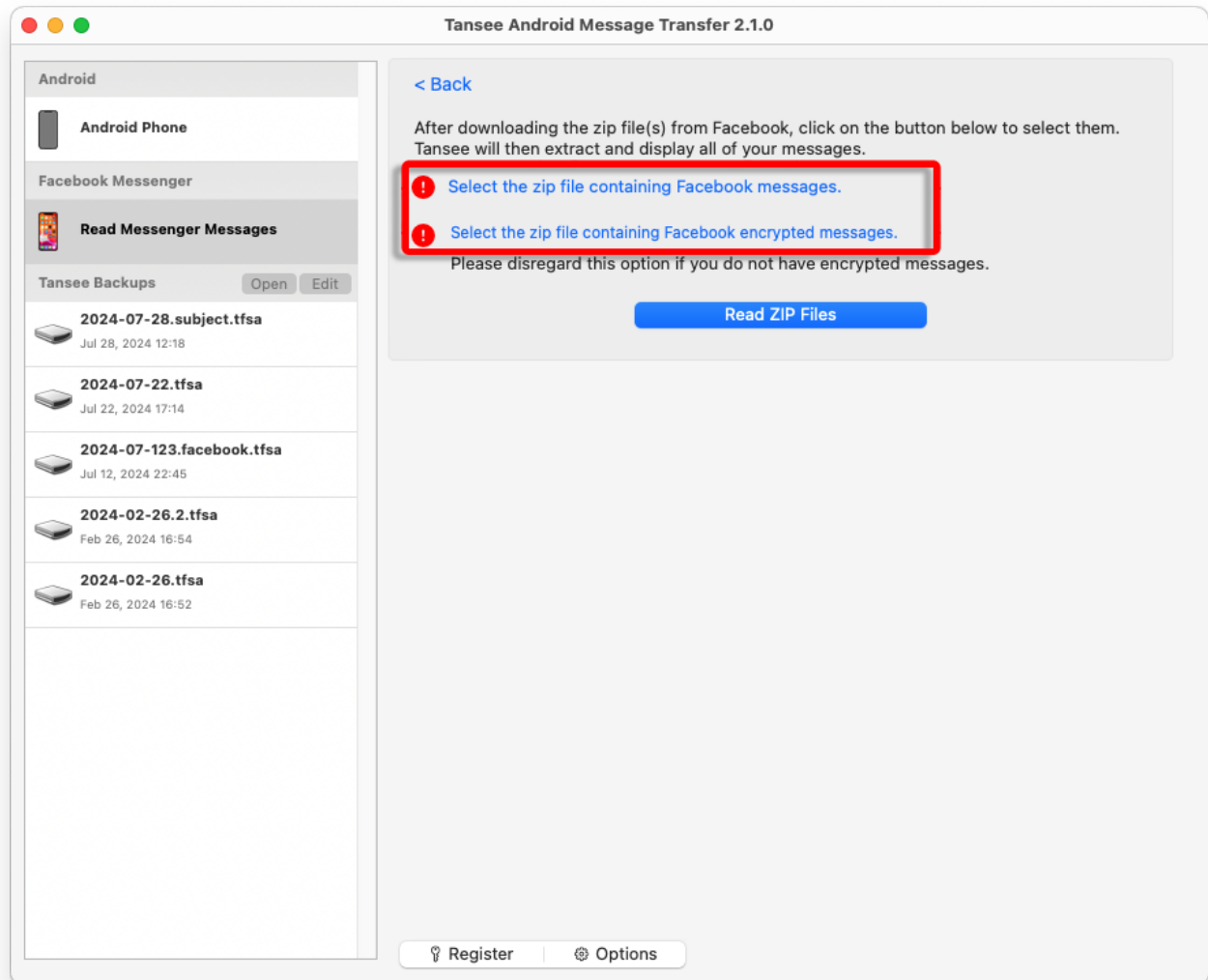


The screenshot shows a web browser window with the URL facebook.com/login/. The page title is "Log into Facebook". A yellow banner at the top says "You must log in to continue:". Below that is a text input field containing "support@tansee.com", a password input field with masked characters, and a blue "Log In" button. There are links for "Forgot account?" and "Create new account".

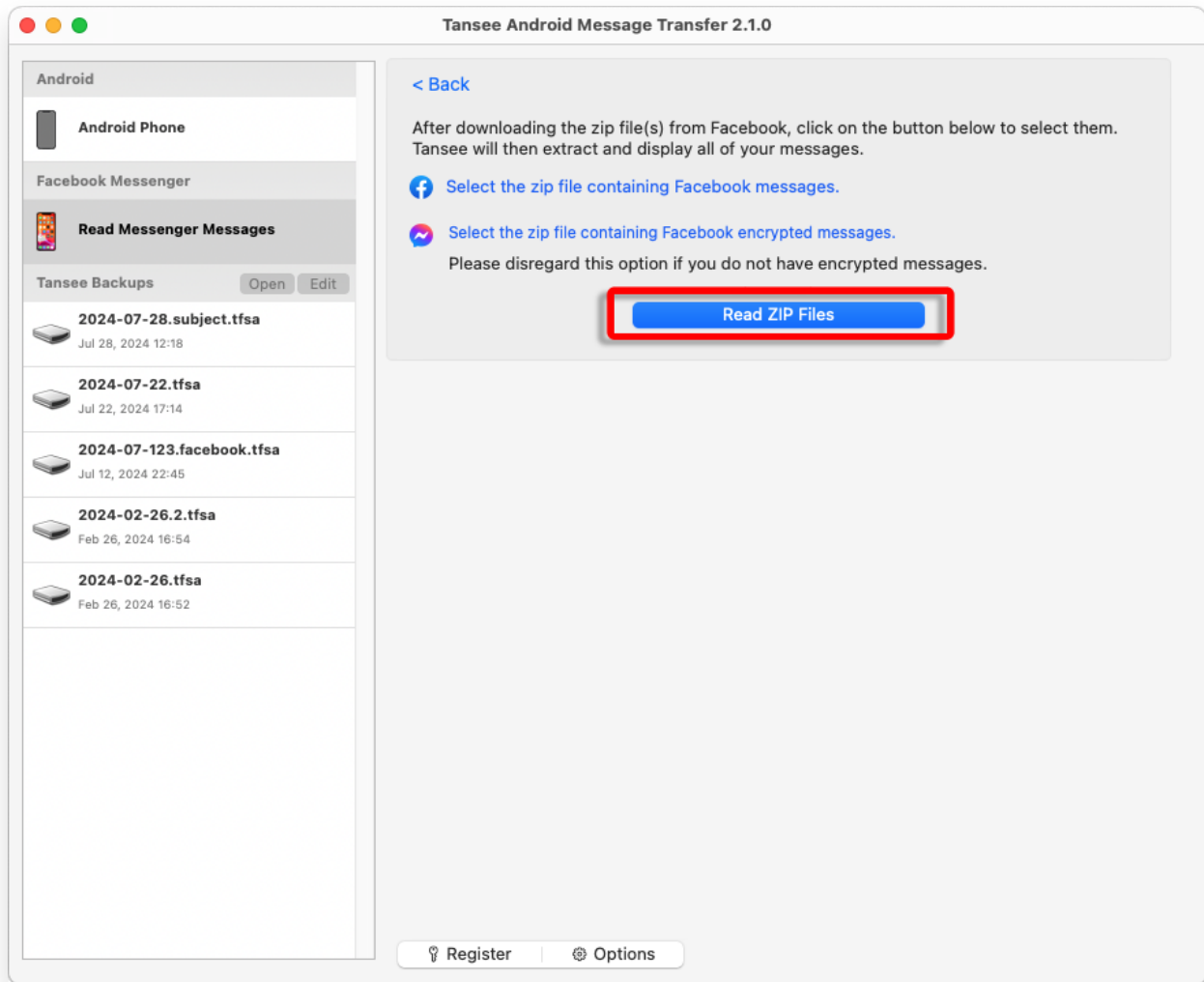
1 2 3 4 5 6 7 8

[Register](#) [Options](#)

Step1



Step2



Step3

